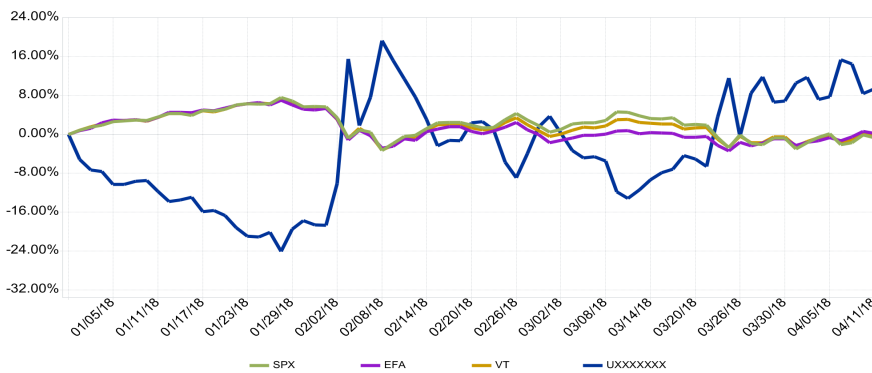


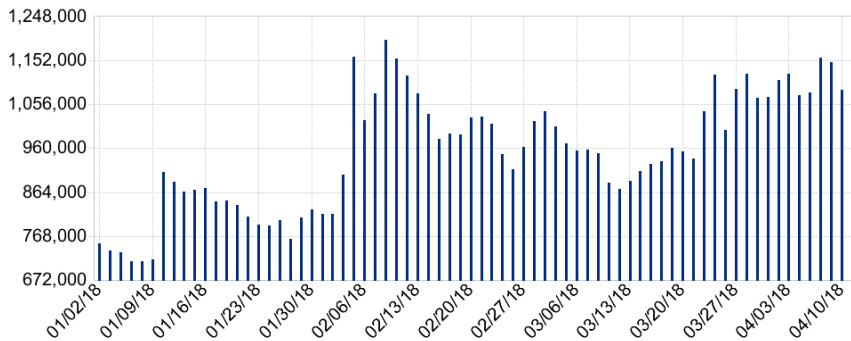
# Snapshot

Name: Interactive Brokers LLC  
 Account: UXXXXXXX  
 Alias: Interactive Brokers LLC  
 Base Currency: USD  
 Account Type: Advisor Client  
 Analysis Period: January 2, 2018 to April 11, 2018 (Daily)  
 Performance Measure: TWR

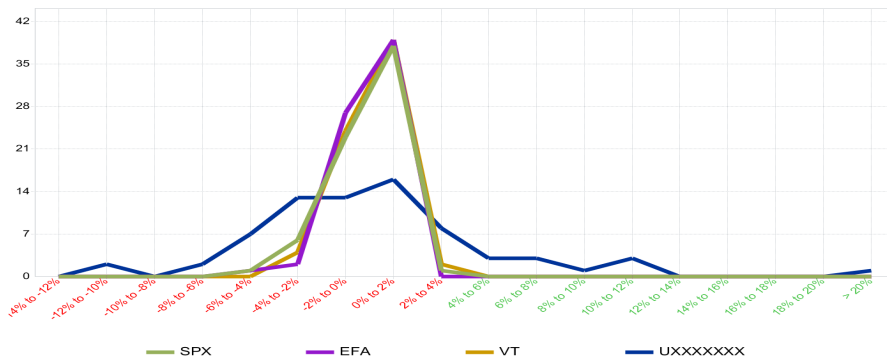
## Cumulative Return



## Net Asset Value



## Distribution of Returns

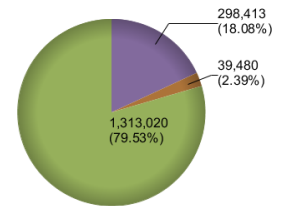


## Key Statistics

**Beginning NAV:** 793,690.49  
**Ending NAV:** 1,097,773.67  
**Cumulative Return:** 9.35%  
 5 Day Return: 2.00% (04/05/18 - 04/11/18)  
 10 Day Return: -2.21% (03/29/18 - 04/11/18)  
 Best Return: 28.58% (02/05/18)  
 Worst Return: -11.87% (02/06/18)  
 Deposits/Withdrawals: 190,000.00

## Ending Long Asset Allocation

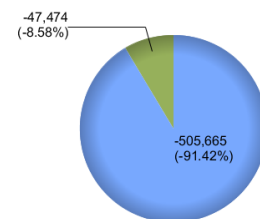
Long Allocation by Asset Class



Bonds  
 Cash  
 Futures Options

## Ending Short Asset Allocation

Short Allocation by Asset Class



Stocks  
 Cash