

# Fourth Quarter Investor Presentation

February 2025



# Disclaimer



## Non-GAAP Financial Measures

We use certain non-GAAP financial measures as additional measures to enhance the understanding of our financial results. This presentation includes the following non-GAAP financial measures: adjusted net revenues, adjusted variable expenses, adjusted fixed expenses, adjusted income before income taxes and adjusted diluted earnings per share (“EPS”). We believe that these non-GAAP financial measures are important measures of our financial performance because they exclude certain items that may not be indicative of our core operating results and business outlook. We believe these non-GAAP financial measures are useful to investors and analysts in evaluating the operating performance of the business. These non-GAAP financial measures should be considered in addition to, rather than as a substitute for, measures of financial performance prepared in accordance with accounting principles generally accepted in the United States (“GAAP”). A reconciliation of these non-GAAP measures to the most comparable financial measure presented in accordance with GAAP is included at the end of this presentation.

## Cautionary Note Regarding Forward-Looking Statements

The following information contains certain forward-looking statements that reflect the Company’s current views with respect to certain current and future events and financial performance. These forward-looking statements are and will be, as the case may be, subject to many risks, uncertainties and factors relating to the Company’s operations and business environment which may cause the Company’s actual results to be materially different from any future results, expressed or implied, in these forward-looking statements. Any forward-looking statements are based upon information available to the Company on the date of this presentation. The Company does not undertake to publicly update or revise its forward-looking statements even if experience or future changes make it clear that any statements expressed or implied therein will not be realized. Additional information on risk factors that could potentially affect the Company’s financial results may be found in the Company’s filings with the Securities and Exchange Commission.

# Company Overview<sup>1</sup>



## We Are a Highly Automated Electronic Broker

- We use our proprietary technology and international trading experience to offer **low cost, seamless global access** to an extensive range of financial products for both institutional and individual investors.
- We offer a wide array of financial products on more than **150 market centers** in **36 countries** and **28 currencies<sup>2</sup>** around the world.

### ▪ Our Focus on Innovation Drives Continued Growth

4Q 2024 vs 4Q 2023 growth

EQUITY CAPITAL <sup>3</sup>

**\$16.6 billion ▲18%**

ACCOUNTS <sup>3</sup>

**3.3 million ▲30%**

DAILY AVG. REVENUE TRADES <sup>4,5</sup>

**2.6 million ▲36%**

CLIENT EQUITY <sup>3</sup>

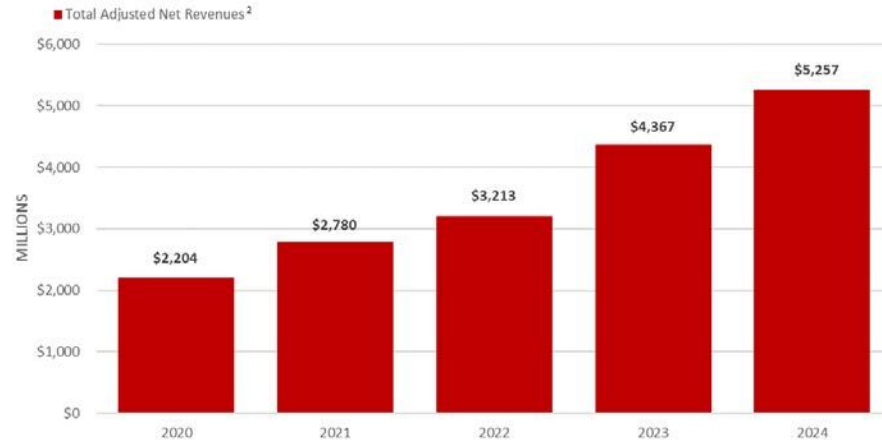
**\$568.2 billion ▲33%**

1. "Interactive Brokers Group" and "IBKR" include the Group's operating subsidiaries  
2. Available currencies vary by Interactive Brokers affiliate  
3. As of 12/31/24  
4. DARTs are based on client orders  
5. YTD through 12/31/24

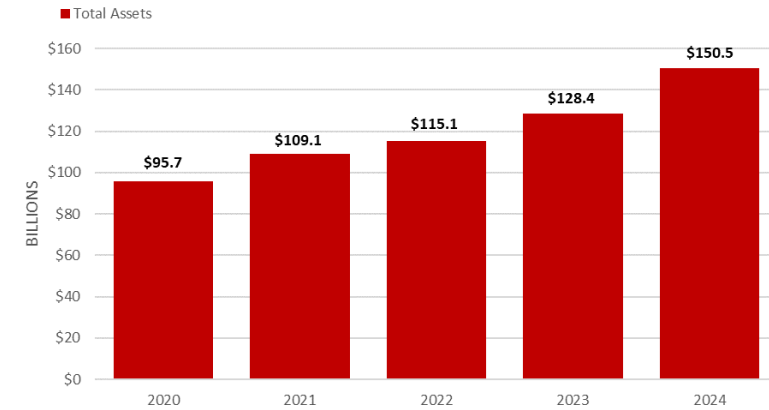
# Financial Strength – Strong and Growing<sup>1</sup>



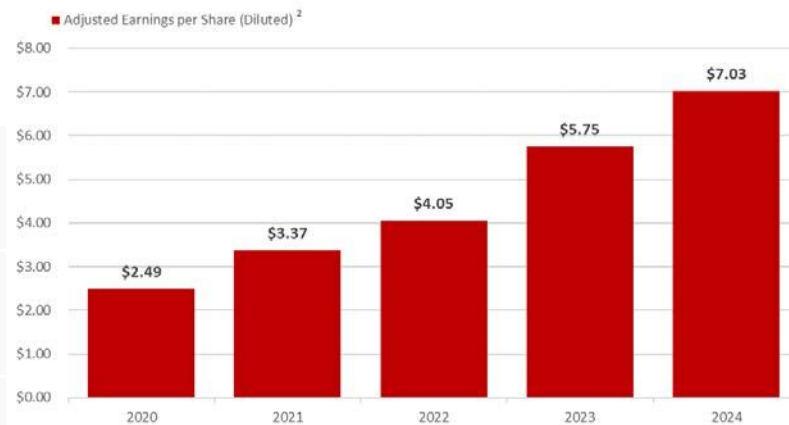
### Consistent revenue growth



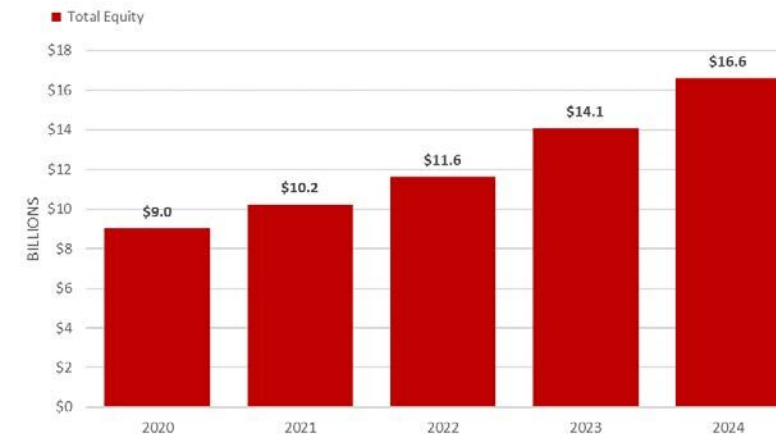
### Liquid balance sheet reflecting growth in client base



### Steady EPS growth from low cost / high margin model



### Solid Equity Capital and no long-term debt



1. "Interactive Brokers Group" and "IBKR" include the Group's operating subsidiaries  
2. See reconciliation of non-GAAP measures at the end of this presentation

# Automation: The IBKR Advantage



## Our Superior Technology

- **Award-winning platforms** (desktop, mobile and web-based) that match a client's trading style and expertise—from APIs and powerful trading features for professional traders to streamlined solutions for beginners
- Technology built and developed **in-house** by leading computer programmers
- **Direct access** (“online”) trade execution and clearing services

## Strong Financials

- \$16.6 billion in equity capital
- **Conservative** balance sheet, with significantly low duration risk, no external debt, and no off-balance sheet valuations
- Carefully selected and diverse counterparties
- **Automated** risk controls
- All assets marked to market **daily**

*Allow  
Us to  
Offer*

## Wide Breadth of Global Products

- Clients can access more than **150 market centers** in **36 countries**
- **Single Unified Platform** to fund and trade in up to **28 currencies**<sup>1</sup>, giving clients the ability to operate in many jurisdictions, while complying with all regulatory requirements
- Clients can invest in **stocks, options**<sup>2</sup>, **futures, currencies, commodities, bonds, mutual funds, ETFs, event contracts, and crypto**<sup>3</sup>

## Professional Pricing

- IBKR provides technology to help its clients grow assets: those investors with the lowest drag from investing costs can show better performance and attract more business
- U.S. margin rates range from **4.83%** to **5.83%** for IBKR Pro<sup>4</sup>
- Credit interest on instantly available cash is up to **3.83%** for IBKR Pro<sup>5</sup>
- Stock Yield Enhancement program and pricing transparency in our Securities Lending system
- No added spreads, ticket charges, platform fees, or account minimums

1. Available currencies vary by Interactive Brokers affiliate

2. Options involve risk and are not suitable for all investors. For more information read the “Characteristics and Risks of Standardized Option”, also known as the options disclosure document (ODD) by visiting [ibkr.com/occ](http://ibkr.com/occ)

3. Cryptocurrency trading is available to clients of IB LLC through Paxos and Zero Hash. Cryptocurrency trading available to clients of Interactive Brokers (UK) Limited through Paxos. Cryptocurrency trading through Interactive Brokers Hong Kong is powered by OSL Digital Securities

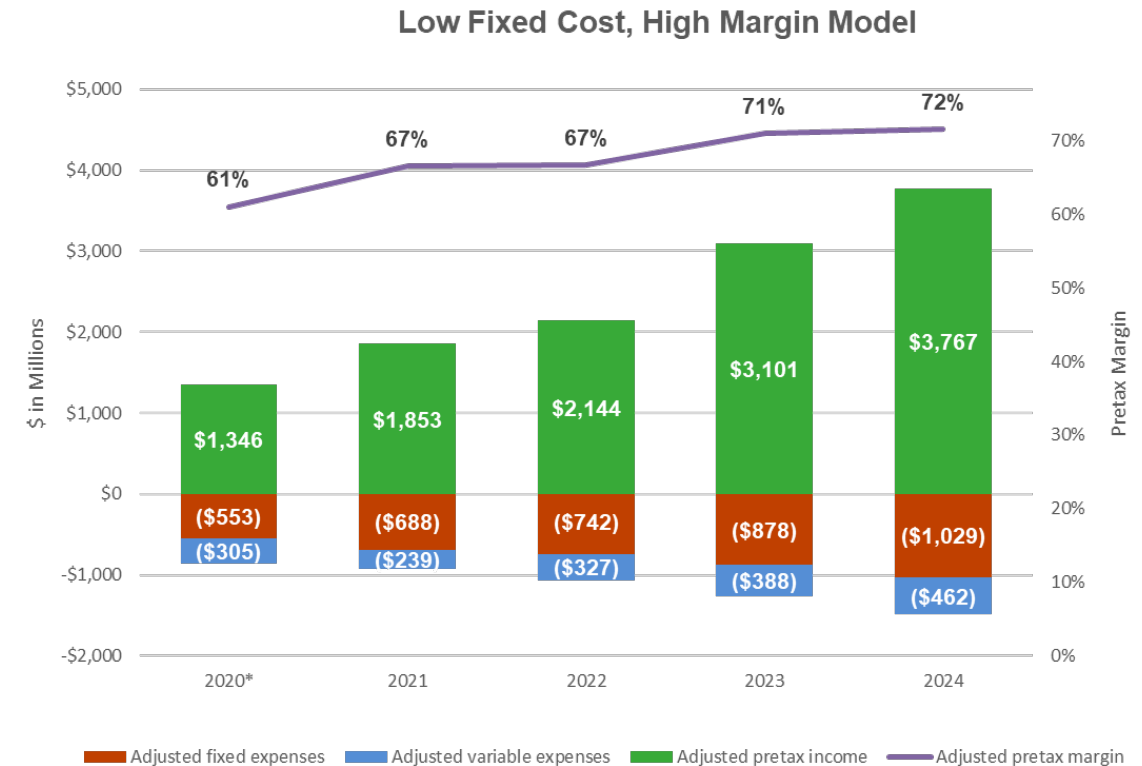
4. As of 01/07/2025. See [ibkr.com/marginrates](http://ibkr.com/marginrates). U.S. margin interest priced at 50 to 150 basis points over benchmark Federal Funds rate

5. Credit Interest rate as of 01/07/2025. Restrictions apply. For additional information, see [ibkr.com/interestpaid](http://ibkr.com/interestpaid)

# Automation: Financial Impact


## Automation allows IBKR to be one of the lowest cost broker-dealers in the industry

- **Majority of senior management are software engineers**, committed to automating as many brokerage processes as possible
- From account opening through the entire transaction lifecycle, **our processes are automated**, including order routing, real-time risk management, securities lending and regulatory reporting
- An **effective and efficient platform** allows us to achieve best-in-class pretax margins



- See reconciliation of non-GAAP measures at the end of this presentation
- 2020 includes \$19 million in fixed expenses due to Brexit costs

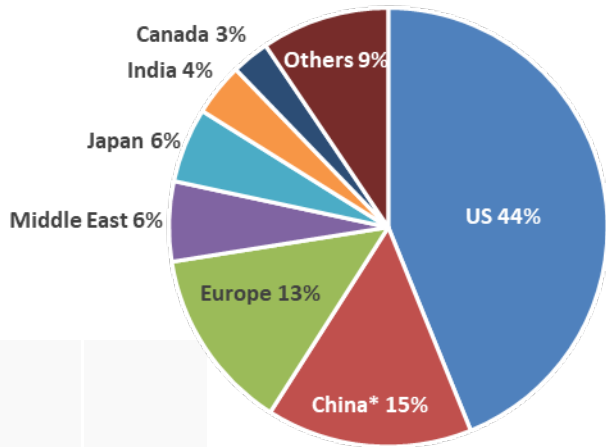
# Growth in Global Interest in Markets



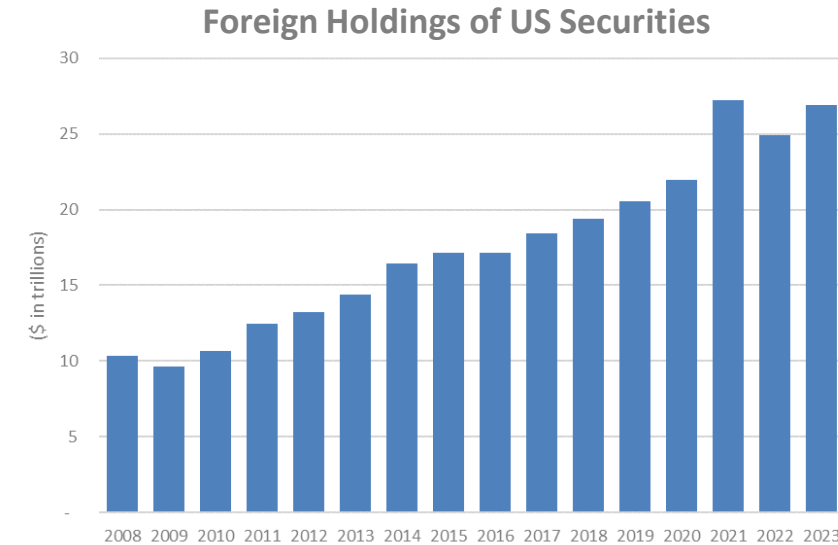
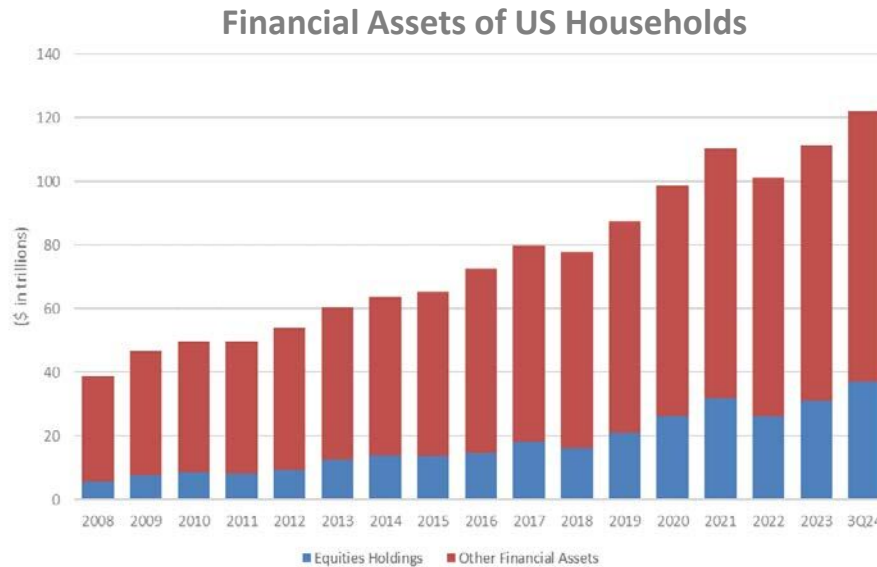
US securities markets have the largest combined market capitalization in the world<sup>1</sup>, making them a deep, liquid and attractive destination for investors

US household ownership of financial assets has risen 214% since 2008<sup>2</sup>

Foreign holdings of US securities has risen 160% since 2008<sup>2</sup> as the rest of the world seeks to invest with US dollars in US markets



\* includes Taiwan and Hong Kong



1. Source: World Federation of Exchanges – 2023 Annual Statistics Guide, June 2024  
 2. Source: The Federal Reserve - Financial Accounts of the United States, Third Quarter 2024  
 3. Source: US Department of Treasury - Foreign Portfolio Holdings of US Securities, April 2024

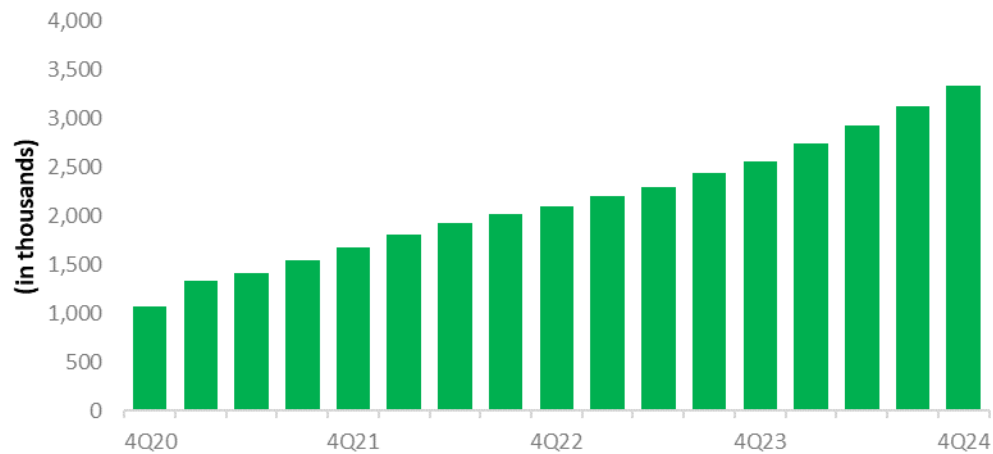
# IBKR Growth Continues<sup>1</sup>



Multiple factors, including increased interest in the financial markets and the growing interconnectedness of investors worldwide, have propelled account growth.

More accounts on our platform have led to more client assets held at IBKR.

### Client Accounts



### Client Equity





# IBKR Growth Continues<sup>1</sup>

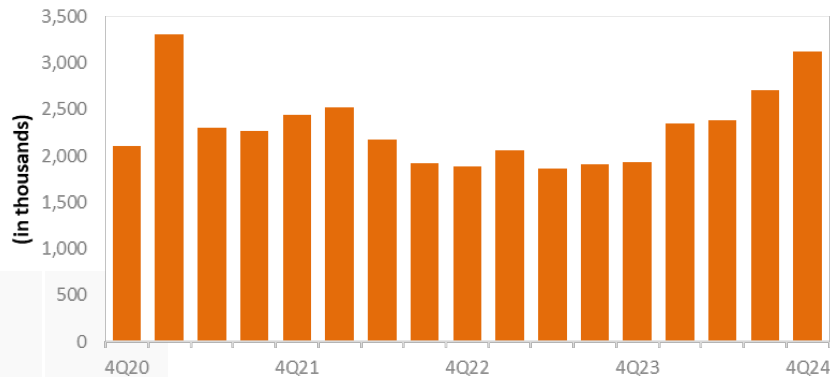


More accounts and client equity on our highly automated platform mean higher activity and client engagement.

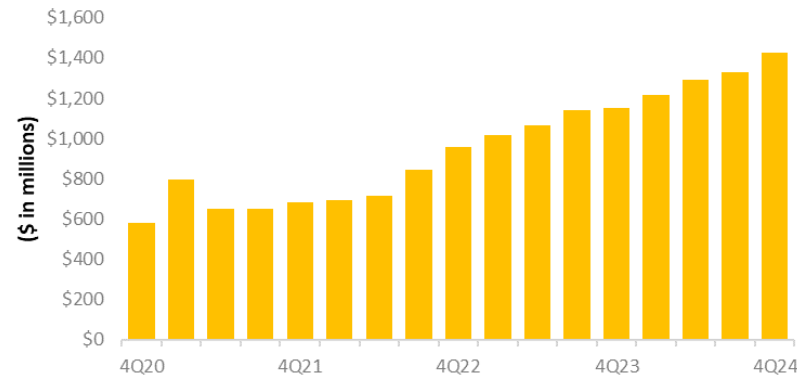
Higher activity translates to higher revenues.

These help drive our industry-leading profit margins<sup>2</sup>.

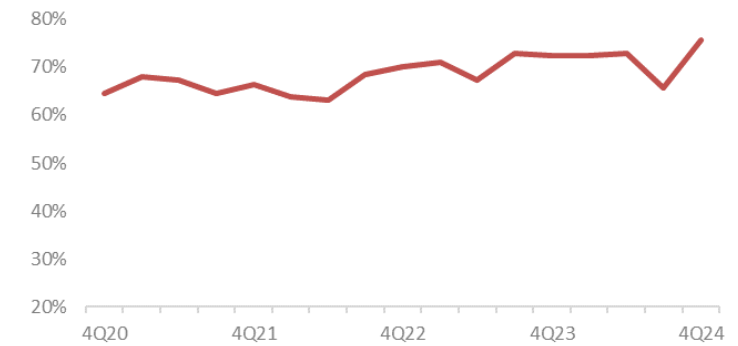
Total DARTs



Adjusted Net Revenues<sup>3</sup>



Adjusted Pretax Profit Margin<sup>3</sup>



1. "Interactive Brokers Group" and "IBKR" include the Group's operating subsidiaries  
 2. See Slide #12 for Pretax Profit Margin comparison  
 3. See reconciliation of non-GAAP measures at the end of this presentation

# Net Interest Margin: Interest Rate Sensitivity

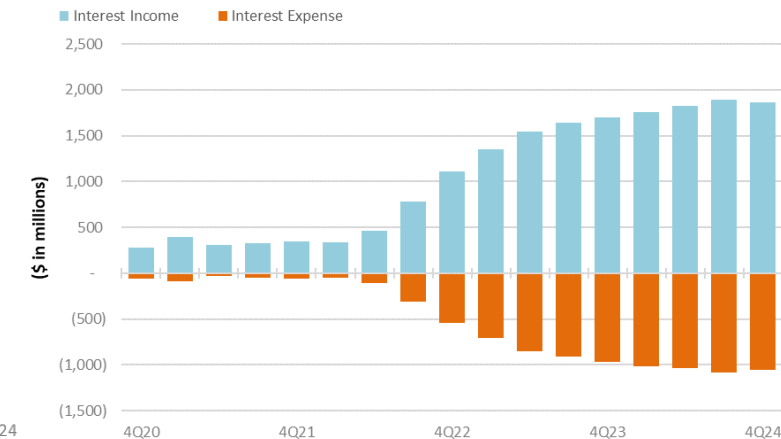
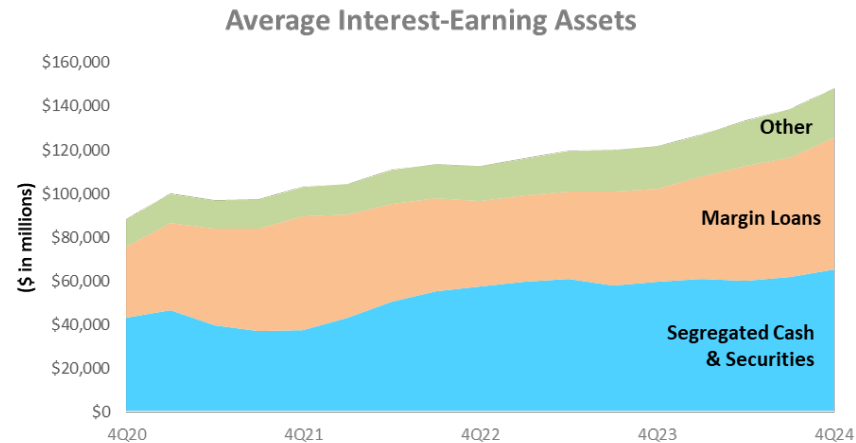
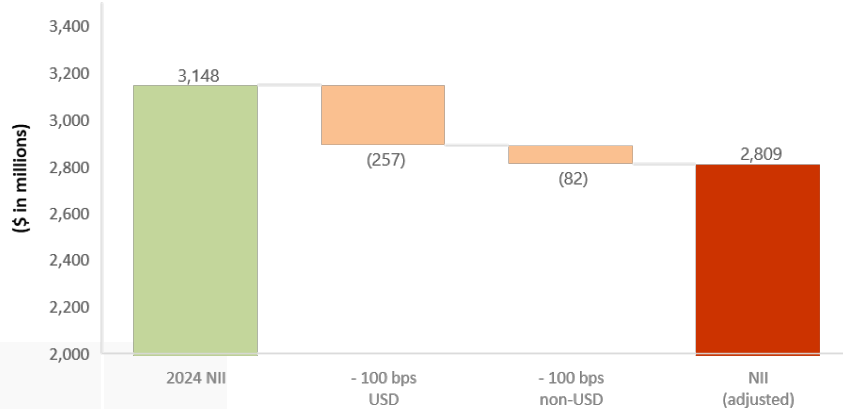


Interest rate moves have a moderate impact on our net interest income.

Offsetting this impact is a growing balance sheet, supported by healthy account growth, and...

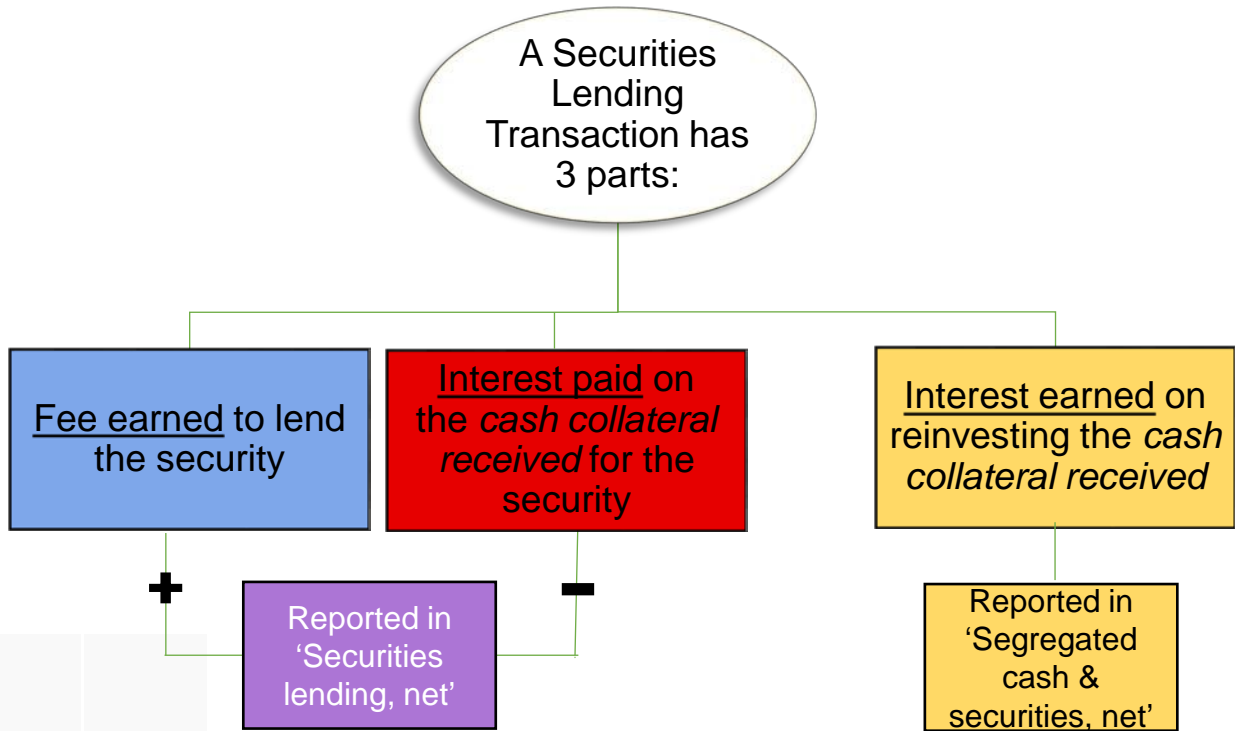
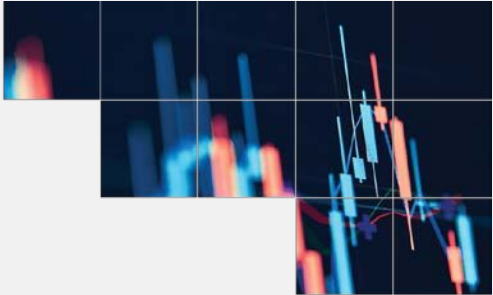
...lower interest expense from lower rates. Because we pay interest based on benchmark rates, changes are automatically passed to our customers.

100 bps decrease



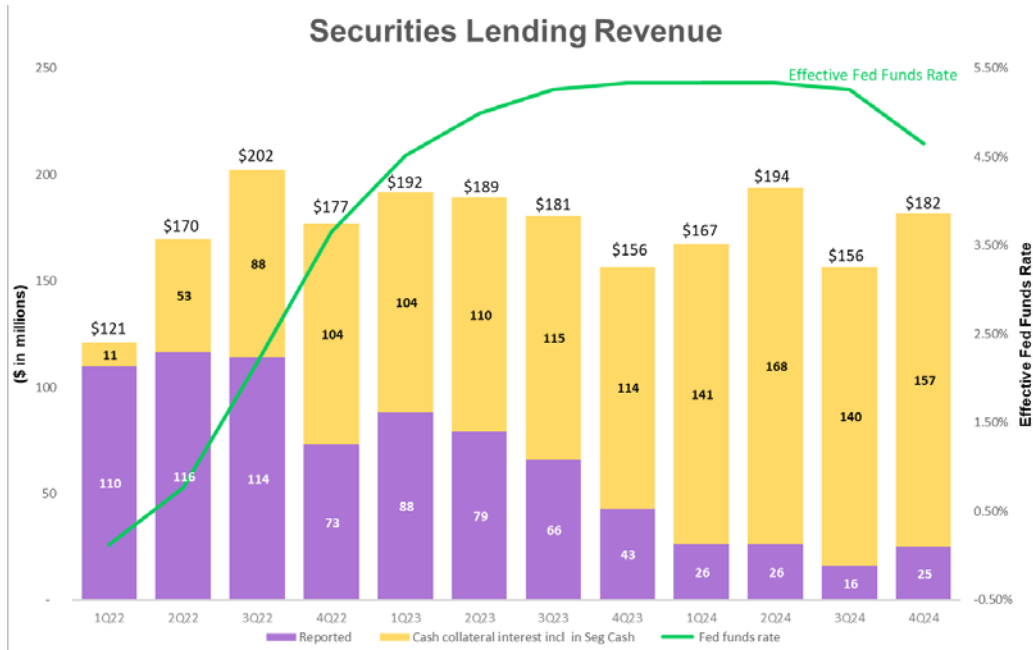
- Based on balances and rates at 12/31/2024, a full 1% decrease in **all benchmark rates** would decrease our annual net interest income by \$339 million
- This assumes **no balance sheet growth**

# Net Interest Margin: Securities Lending



Higher interest rates mean **interest earned on reinvesting the cash collateral received** (reported in "Interest Earned on Segregated Cash") rises.

What is reported as "**Securities Lending, Net**" appears to decline, but overall, total revenue related to securities lending remains fairly consistent.

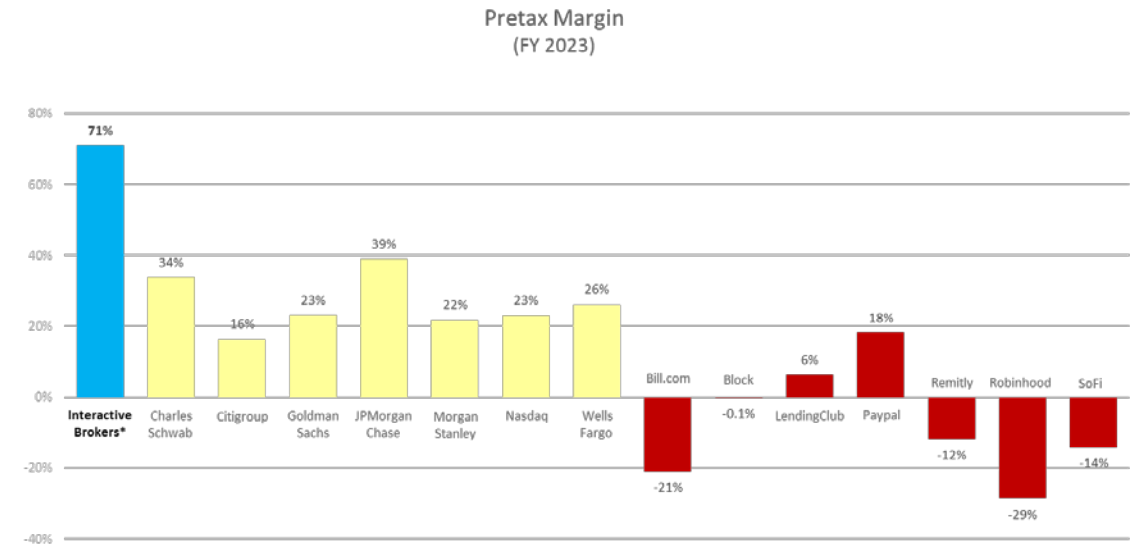


# FinTech vs Financial Services



	Financial Services	FinTech	IBKR
	Technology assists existing business model	Changes an existing business model in finance in a material way	Combines the best from both industries
Established Business	✓		✓
Sustained Growth	✓	✓	✓
> 50% Pre-tax Margins			✓
Domain Knowledge	✓		✓
Experience with Policy & Regulation	✓		✓
Many Active Users		✓	✓
Brick and Mortar Presence	✓		
Technology	Slow to adopt	Heavy use	Heavy use
Workforce	Large	Lean	Lean
Customers	Institutional & Retail	Mostly Retail	Institutional & Retail


- **IBKR boasts industry-leading margins that surpass both financial services and financial technology companies**



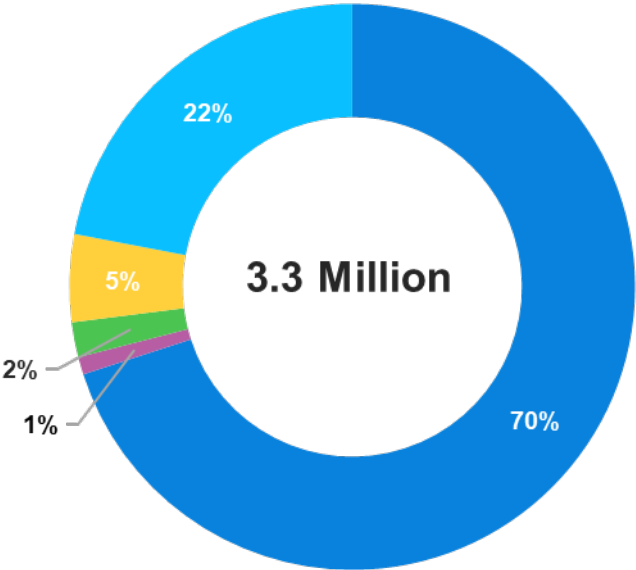
\* Represents adjusted pretax margin. See the reconciliation of non-GAAP measures at the end of this presentation.

# Diversified Client Base – by Client Type<sup>1</sup>

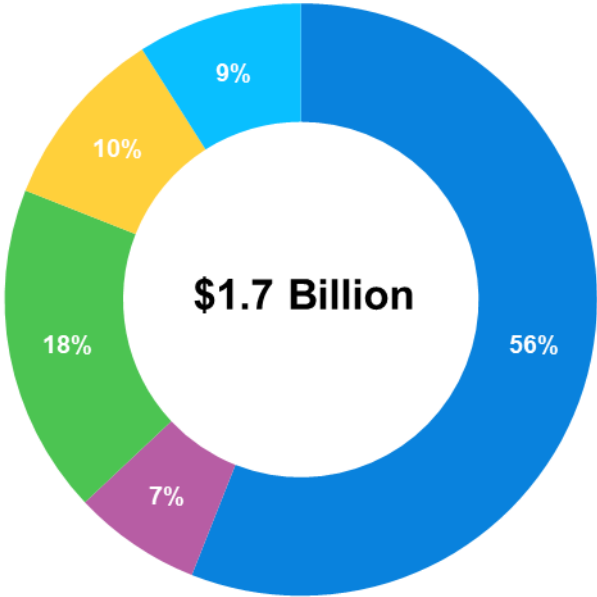
As of December 30, 2024



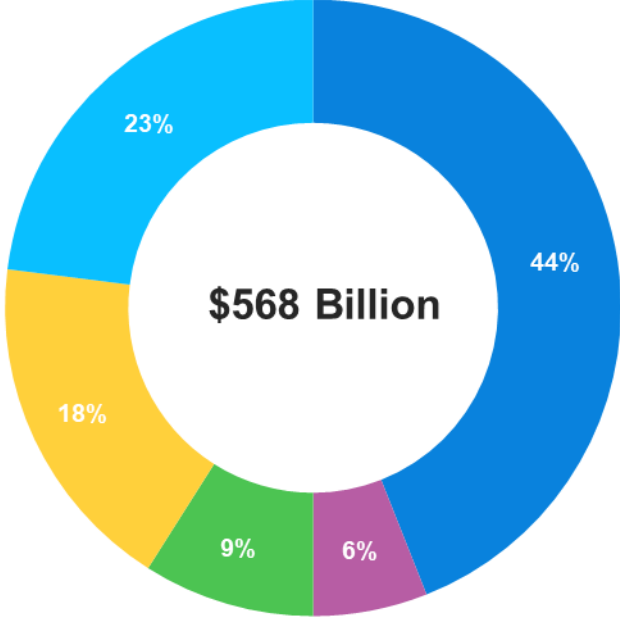
**Accounts**



**Year to Date Commissions**



**Client Equity**

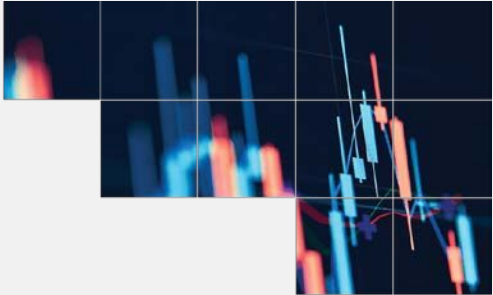


- Individuals
- Hedge and Mutual Funds
- Proprietary Trading Groups
- Financial Advisors
- Introducing Brokers

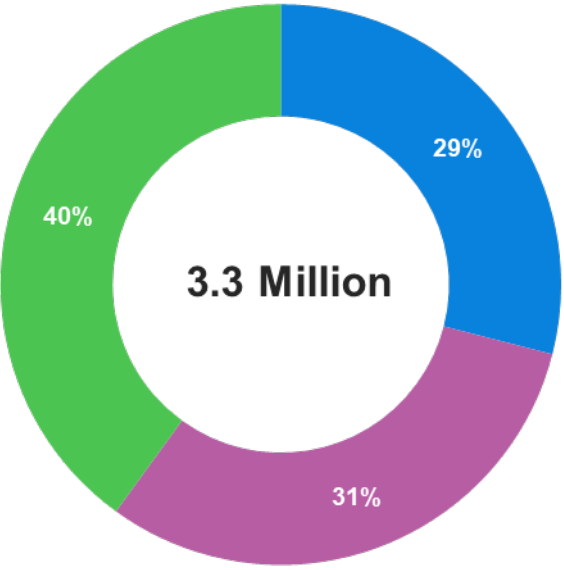
1. "Interactive Brokers Group" and "IBKR" include the Group's operating subsidiaries

# Diversified Client Base – by Geography<sup>1</sup>

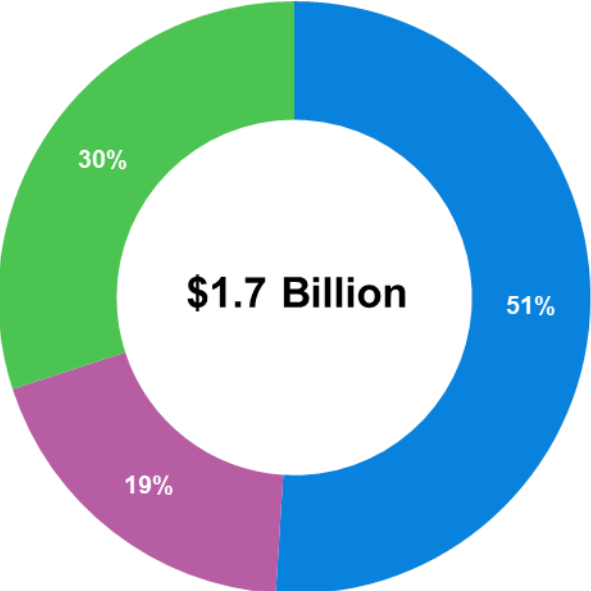
As of December 30, 2024



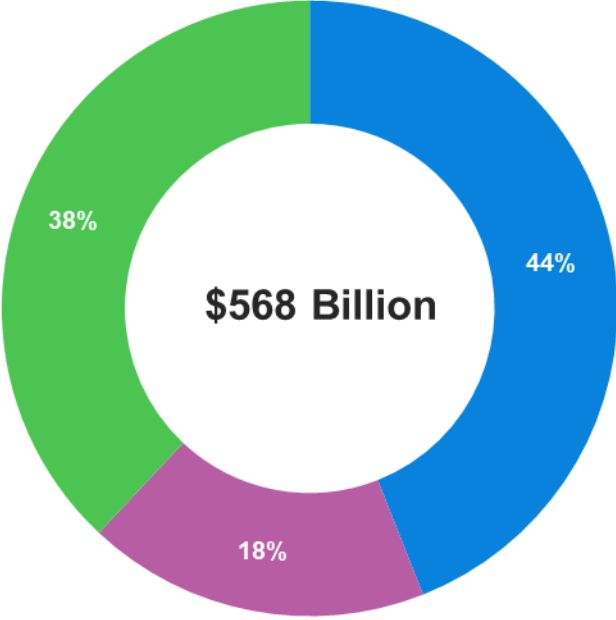
**Accounts**



**Year to Date Commissions**



**Client Equity**



- Americas
- Europe
- Asia-Pacific

1. "Interactive Brokers Group" and "IBKR" include the Group's operating subsidiaries

# Professional Pricing



- **Clients Earn Interest at Competitive Rates**
  - Clients can earn up to 3.83%<sup>1</sup> on **instantly available** cash balances over \$10,000
  - No need for separate sweep accounts, funds or programs
  - Additional security available for uninvested cash through our Insured Bank Deposit Sweep Program with up to \$2.5 million of additional FDIC insurance
  
- **Clients Borrow at Low Margin Rates<sup>2</sup>**
  - IBKR clients recognize that they can **maximize returns by minimizing their costs**
  - Lower rates than credit cards, personal loans and home equity lines of credit<sup>3</sup>

BROKER	INTEREST RATES	MARGIN RATES <sup>4,5</sup>			
		\$25K	\$300K	\$1.5M	\$3.5M
<b>Interactive Brokers</b>	<b>3.83%<sup>1</sup></b>	<b>5.83%</b>	<b>5.50%</b>	<b>5.28%</b>	<b>5.17%</b>
E-Trade	0.01%	12.70%	11.20%	N/A	N/A
Fidelity	N/A	12.08%	10.83%	8.25%	8.25%
Schwab	0.05%	12.08%	10.83%	N/A	N/A
Vanguard	3.65%	12.25%	10.75%	N/A	N/A

Margin borrowing is **only for experienced investors** with high risk tolerance. You may lose more than your initial investment.

For additional information about margin trading including risks please see the Margin Risk Disclosure at [ibkr.com/info](https://ibkr.com/info)

1. Credit Interest rate as of 01/07/2025. Rate shown applies to IBKR Pro clients only. Positive settled cash balances held in securities segment of accounts with a Net Asset Value (NAV) of \$100,000 (or equivalent) or greater earn the stated interest rate and those with NAV lower than \$100,000 (or equivalent) receive interest payments at rates proportional to the account size, and no interest is paid on the first \$10,000 of cash in the account. Cash held in the commodities segment of an account does not earn interest. For more information, see [ibkr.com/interestpaid](https://ibkr.com/interestpaid)

2. According to StockBrokers.com Interactive Brokers Review: Online Broker Reviews, May 6, 2024. "Professionals can take advantage of industry-leading commissions, including the lowest margin rates across all balance tiers"

3. Credit cards, personal loans and home equity lines of credit based on US data

4. Restrictions apply. Margin loan rates as of 01/07/2025. Each firm's information reflects the standard online margin loan rates obtained from their respective websites. Competitor rates and offers subject to change without notice. Services vary by firm

5. Annual Percentage Rate (APR) on USD margin loan balances for IBKR Pro as of 01/07/2025. Interactive Brokers calculates the interest charged on margin loans using the applicable rates for each interest rate tier listed on its website. For additional information on margin loan rates, see [ibkr.com/marginrates](https://ibkr.com/marginrates)

# Trade Forecast Contracts from ForecastEx<sup>1,2</sup>



## Trade a View on Political<sup>3</sup>, Economic and Climate Indicators

- Available through **ForecastEx exchange**, our new prediction market
- **Easy to trade.** Investors simply choose YES or NO on a forecast contract
- **Trade the probabilities** associated with the future outcomes of political, economic and climate indicators
  - Indicators include:**
    - Political events (US Election outcomes)
    - Unemployment Claims
    - Consumer Price Index
    - Retail Sales
    - Housing Starts
    - Climate events (global temperatures and atmospheric CO2)
- Investors can **gain exposure while limiting risk.** The maximum loss on each contract is limited to the price paid for the contract
- **Zero-commission** to trade, plus investors are paid an incentive coupon of 3.83% APR<sup>4</sup>, and \$3.00 when the account receives permissions for Forecast Contracts



1. For more details see [forecasttrader.ibkr.com](http://forecasttrader.ibkr.com)


2. Forecast Contracts are only available to eligible clients of Interactive Brokers LLC, Interactive Brokers Hong Kong Limited, and Interactive Brokers Singapore Pte. Ltd. Interactive Brokers LLC is a CFTC-registered Futures Commission Merchant and a clearing member and affiliate of ForecastEx LLC ("ForecastEx"). ForecastEx is a CFTC-registered Designated Contract Market and Derivatives Clearing Organization. Interactive Brokers LLC provides access to ForecastEx forecast contracts for eligible customers. Interactive Brokers LLC does not make recommendations with respect to any products available on its platform, including those offered by ForecastEx. Futures, event contracts and forecast contracts are not suitable for all investors. Before trading these products, please read the CFTC Risk Disclosure. For a copy visit our Warnings and Disclosures page at [ibkr.com/disclosures](http://ibkr.com/disclosures)

3. Forecast Contracts on US election results are only available to eligible US residents

4. Incentive coupon subject to variation with benchmark rates. Restrictions apply



# High-Touch Prime Brokerage Service<sup>1</sup>



## Qualified hedge funds receive enhanced support, including:

- A dedicated **Relationship Manager** who acts as the primary point of contact
- Access to **Subject Matter Experts** in Risk/Margin, Compliance, Securities Finance, Corporate Actions, Clearing, Tax and more
- **Prioritization** of requests and expedited review of exceptions
- 24/5 access to our global **Outsourced Trading Desk** for execution of orders in North America, Europe and Asia by experienced traders
- Access to **Online Capital Introduction**



# Overnight Trading Hours<sup>1</sup>

## Trade US Stocks and ETFs<sup>2</sup>, Index Futures and Options, and Bonds Around the Clock

- **React immediately** to market-moving news
- Conveniently trade at nearly any time of day
- Clients globally can **access US markets** during their trading day
- Available for **over 10,000** US stocks and ETFs
- Trade 24/5 for corporate and government bonds in US dollar, Euro, British pound and Swiss-franc denominations<sup>3</sup>
- Offering includes CFDs<sup>4</sup> on over 3,500 US stocks and ETFs
- Trade Cboe S&P 500 Index options and CME Group S&P 500 Index futures and options on futures around the clock
- **'Overnight + SMART'** order type allows submitted overnight orders to also work the following day as SMART-routed orders

1. For more details see [ibkr.com/overnight-trading](https://ibkr.com/overnight-trading)

2. Any discussion or mention of an ETF is not to be construed as recommendation, promotion or solicitation. All investors should review and consider associated investment risks, charges and expenses of the investment company or fund prior to investing. Before acting on this material, you should consider whether it is suitable for your particular circumstances and, as necessary, seek professional advice

3. For more details see [ibkr.com/bonds](https://ibkr.com/bonds)

4. CFDs are complex instruments and come with a high risk of losing money rapidly due to leverage. 63.0% of retail investor accounts lose money when trading CFDs with IBKR. You should consider whether you understand how CFDs work and whether you can afford to take the high risk of losing your money. CFDs are restricted in the US, Canada, Israel, Hong Kong and New Zealand.

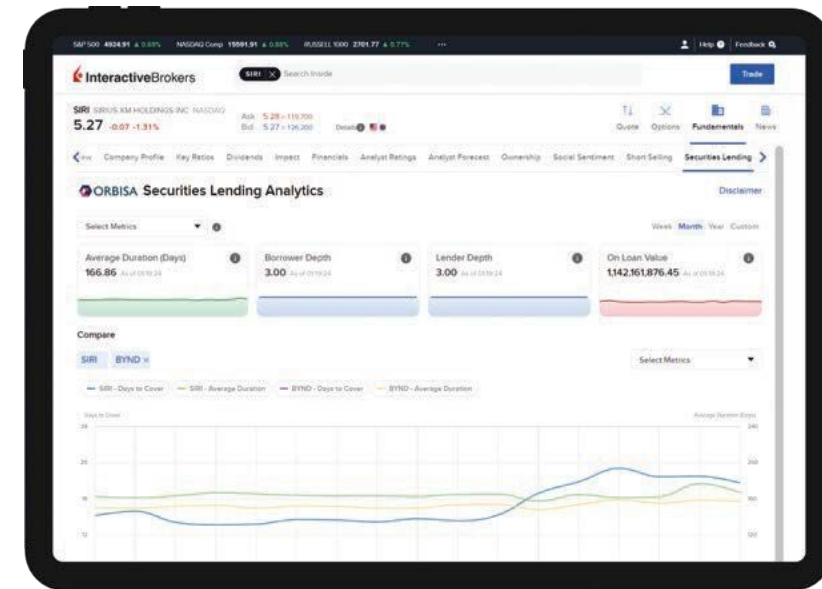


# Securities Lending Dashboard

Clients can now access the same expanded securities lending data and key metrics for US equities that previously were only available to banks, broker-dealers and large institutional investors.

## Use Short Sale Data to Gauge Short Sentiment

- New tool to help better inform investors who short securities
- View an expanded universe of securities lending data across key metrics
- Select two stocks and compare short-selling data across different date ranges
- View a snapshot of securities lending market data and then explore additional market intelligence, including utilization, borrower depth, lender depth, and average duration



# Recent Enhancements and New Products



## New for Advisors<sup>1</sup>

- **Enhanced Advisor Portal** with features that improve portfolio management and client communication
  - **Multi-stock tax loss harvesting tool** that helps reduce clients' tax burdens
  - **Models and Model Rebalance Tools** that simplify applying consistent strategies across multiple accounts.
  - Generative AI-powered “**Commentary Builder**” feature, which automates the creation of personalized performance summaries, and is integrated with the Portfolio Analyst tool, allowing FAs to generate reports showing clear, detailed portfolio data and commentary.



## New/Enhanced Global Offerings

- **PEA** tax-advantaged investment accounts in France
- **Account Application is now available in 13 languages**, including French, Italian, Arabic, Hebrew and Hungarian
- **Algorithms** for Hong Kong exchange options
- **New account funding options: eDDA** for Hong Kong dollars and offshore Chinese Yuan deposits, **Open Banking** for Euro deposits, and **Plaid** for Euro and British pound account funding

# Consistent Recognition as an Industry Leader



- **IBKR's Multiple Trading Platforms, Extensive Suite of Advanced Trading Tools, Algos and Order Types Continue to Earn Awards, Year After Year.<sup>1</sup>**

## **BENZINGA**

### **2024 Benzinga Awards**

Best Brokerage for Options Trading  
Best Day Trading Software  
Best Prop Trading Platform

## **BROKERCHOOSER**

### **2025 BrokerChooser Best Online Brokers**

Best Online Broker  
Best Broker for Stock Trading  
Best Broker for Margin Trading  
Best Broker for TradingView  
Best Broker for Day Trading  
Best Broker Account for Businesses

## **Forbes**

### **Forbes Advisor Best of 2024**

Best Online Broker for Day Trading  
Best Online Broker for Traders

## **ForexBrokers.com**

### **2024 ForexBrokers.com Awards**

5 out of 5 stars Overall Rating  
#1 Professional Trading  
#1 ESG Offering  
#1 Institutional Clients  
#1 Offering Investments  
#1 Platform Technology  
Best in Class Overall  
Best in Class on Algo Trading, Commission & Fees, Crypto Trading, Education, Mobile Trading Apps, Platforms & Tools, Trust Score, and Research

# Consistent Recognition as an Industry Leader

(continued)



## 2024 Investopedia Awards

Best Broker for Advanced Traders  
Best for International Trading  
Best for Risk Management  
Best for Generating Stock Trading Ideas  
Best for Algorithmic Trading



## 2024 The Ascent – A Motley Fool Service Review

Best Stock Broker for International Trading



## 2024 Nerdwallet Best-Of Awards

Best Online Broker for Advanced Traders



## 2024 Preqin Awards

Top Prime Broker



## 2024 StockBrokers.com Awards

#1 Bond Trading  
#1 ESG Investing  
#1 Fractional Shares  
#1 International Trading  
#1 Order Execution  
#1 Platform Technology  
#1 Professional Trading  
#1 Sentiment Investing  
5 out of 5 stars Mobile Trading Apps  
5 out of 5 stars Investment Options  
5 out of 5 stars Platforms & Tools  
5 out of 5 stars Research



## 2024 Investors' Chronicle Awards

5 Star Winner – Platform  
5 Star Winner – ISA Provider



## 2024 Investing in the Web Global Broker Awards

Best Broker Overall  
Best Broker for Options, Bonds and Corporate Accounts  
Best ESG and Impact Investing App (for Impact, by IBKR)  
Best Broker for LLCs: [Read More](#)  
Best European Trading App and Platform  
Best Trading Platform in the UAE

# IBKR Desktop: Power Meets Simplicity

## Next Generation Trading Platform

- Powerful trading capabilities in a user-friendly interface for both novice and experienced traders
- Simplified and streamlined design for faster, easier navigation
- Modern UI framework that combines aesthetics with speed and agility

## Available Features

- Customizable workspace and flexible layouts available
- Includes popular features from our Trader Workstation, with customizable tools
- Global access to stocks, options, futures, currencies, bonds, funds and more
- Exclusive trading tools, including **MultiSort** Screeners and **Option Lattice**, a graphical options chain display
- Faster order submissions with ability to skip order confirmation popup
- Faster alert set-up
- Quickly access products with Recent Searches watchlist

## Recently Added

- Order modifications can now be done directly in the order line, so investors can react quickly to markets
- Improved asset and search features
- Options tools, including Options Wizard, Option Chain in Custom Layouts and Options Screeners
- Charting enhancements such as Symbol Comparison, Volume Candles, Customizable Date Range and Hot News



# IBKR GlobalTrader<sup>1</sup>

## A Streamlined Mobile App for Global Stock Trading

### Trade Stocks Worldwide

- Trade over **90 stock markets worldwide**, plus options and access to cryptocurrencies<sup>2</sup>
- Trade and fund in **28 different currencies**<sup>3</sup>
- Compare relative valuations and financial metrics of stocks globally through the GlobalAnalyst<sup>SM</sup> tool

### Convert Currency

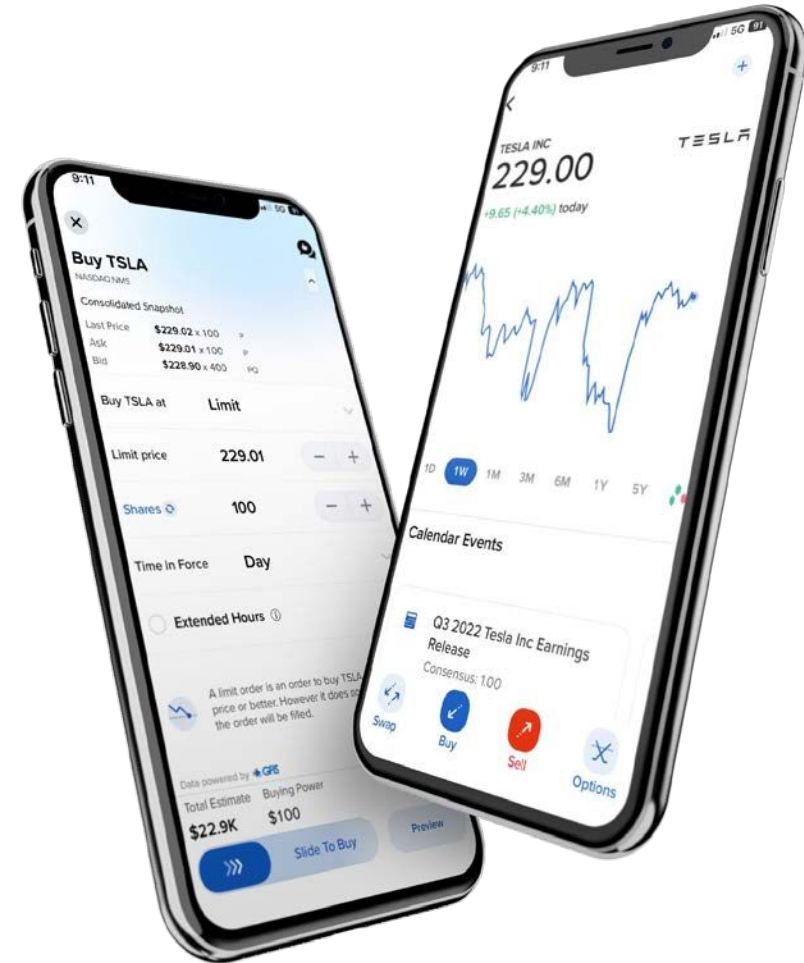
- Simply convert currency by using the **Convert feature**
- When trading a product in another currency, clients can choose to take out a **margin loan** for the currency needed or convert the currency at the time of trade

### Fractional Trading

- With **fractional shares**, clients can invest with as little as \$1, regardless of the price of the stock. Small cash balances can be put to work to maximize returns.

### Options Trading<sup>4</sup>

- Trade Options on over **30 market centers** around the world
- Our Trader's Academy Options courses and the **Options Wizard** can help clients understand how options work and how to trade them



1. See [globaltrader.ibkr.com](https://globaltrader.ibkr.com) for further details

2. Cryptocurrency trading is available to clients of IB LLC through Paxos and Zero Hash. Cryptocurrency trading available to clients of Interactive Brokers (UK) Limited through Paxos. Cryptocurrency trading through Interactive Brokers Hong Kong is powered by OSL Digital Securities


3. Available currencies vary by Interactive Brokers affiliate

4. Options involve risk and are not suitable for all investors. For more information read the "Characteristics and Risks of Standardized Option", also known as the options disclosure document (ODD) by visiting [ibkr.com/occ](https://ibkr.com/occ)

5. Any trading symbols displayed are for illustrative purposes only and are not intended to portray recommendations



# IBKR Campus<sup>1</sup>



We remain committed to having the **most informed clients**, wherever they are in their investing journey. IBKR Campus is designed to assist our clients in learning more about trading, the economy, and financial markets—from the most basic educational fundamentals to sophisticated strategies and market commentary.

## Traders' Academy

- Free online courses on the concepts and tools of financial trading

## IBKR Webinars

- Watch, listen and learn about current market topics, IBKR tools and more

## Student Trading Lab

- A free online resource for educators to introduce their students to trading

## Traders' Insight

- Watch or read market commentary and analysis from nearly 100 industry pros, including our Chief Strategist and our Senior Economist

## IBKR Quant Blog

- Blog for quantitative professionals on programming, AI, Blockchain and more

## IBKR Podcasts

- New series on topics impacting global markets and trading

# Superior Technology: BestX™



**IBKR BestX™** is a powerful suite of advanced trading technologies designed to help clients achieve best execution and maximize price improvement while minimizing market impact and maintaining complete control over their orders.

For **IBKR Pro** clients, we **do not sell customer order flow** to high frequency traders. Orders are routed directly to one or more execution venues, including multiple exchanges, dark pools, and IBKR's **own alternative trading system (ATS)**.

- ✓ **IBUSOPT<sup>1</sup>**, a destination for US options orders where customers can interact with other customers without revealing their trading interests to the market or being subject to adverse selection by market-moving orders
- ✓ **IBKR ATS**, an ATS for US stock and ETF orders where customers can interact with other customers so that both sides receive better prices
- ✓ **IB SmartRouting<sup>SM</sup>**, designed to search for the best available prices for stocks, options, and combinations across exchanges and dark pools
- ✓ **Advanced Order Types and Algorithms<sup>2</sup>**, IBUSOPT<sup>1</sup> and IBKR ATS offer proprietary order types designed to help clients maximize price improvement

1. Options involve risk and are not suitable for all investors. For more information read the "Characteristics and Risks of Standardized Option" by visiting [ibkr.com/occ](http://ibkr.com/occ)  
2. See [ibkr.com/algos](http://ibkr.com/algos) for more order types and algos

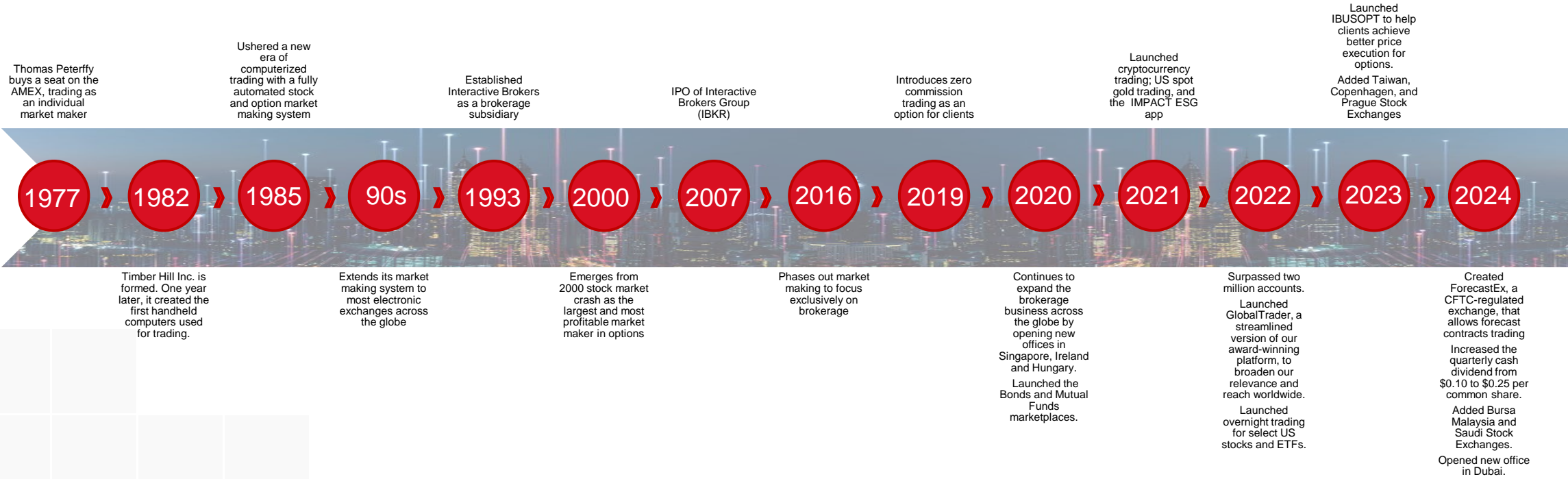
# APPENDIX

# Pioneer in technology throughout the years



**Our mission remains unchanged:**

**“Create technology to provide liquidity on better terms. Compete on price, speed, size, diversity of global products and advanced trading tools.”**



# Non-GAAP Reconciliation




	Year Ended December 31,				
	2020	2021	2022	2023	2024
	(in millions)				
<b>Adjusted net revenues</b>					
Net revenues - GAAP	\$ 2,218	\$ 2,714	\$ 3,067	\$ 4,340	\$ 5,185
Non-GAAP adjustments					
Currency diversification strategy, net	19	37	100	80	15
Mark-to-market on investments	(36)	30	52	(46)	48
Remeasurement of TRA liability	3	(1)	(6)	(7)	9
Total non-GAAP adjustments	(14)	66	146	27	72
Adjusted net revenues	\$ 2,204	\$ 2,780	\$ 3,213	\$ 4,367	\$ 5,257
<b>Adjusted income before income taxes</b>					
Income before income taxes - GAAP	\$ 1,256	\$ 1,787	\$ 1,998	\$ 3,069	\$ 3,695
Non-GAAP adjustments					
Currency diversification strategy, net	19	37	100	80	15
Mark-to-market on investments	(36)	30	52	(46)	48
Remeasurement of TRA liability	3	(1)	(6)	(7)	9
Customer compensation expense	103	-	-	-	-
Bad debt expense	1	-	-	5	-
Total non-GAAP adjustments	90	66	146	32	72
Adjusted income before income taxes	\$ 1,346	\$ 1,853	\$ 2,144	\$ 3,101	\$ 3,767
Pre-tax profit margin	57%	66%	65%	71%	71%
Adjusted pre-tax profit margin	61%	67%	67%	71%	72%
<b>Adjusted diluted EPS</b>					
Diluted EPS - GAAP	\$ 2.42	\$ 3.24	\$ 3.75	\$ 5.67	\$ 6.93
Non-GAAP adjustments					
Currency diversification strategy, net	0.05	0.09	0.24	0.19	0.04
Mark-to-market on investments	(0.08)	0.07	0.12	(0.11)	0.11
Remeasurement of TRA liability	0.04	(0.01)	(0.06)	(0.07)	0.08
Customer compensation expense	0.24	0.00	0.00	0.00	0.00
Bad debt expense	0.00	0.00	0.00	0.01	0.00
Income tax effect of above adjustments <sup>1</sup>	(0.04)	(0.03)	(0.07)	(0.01)	(0.03)
Remeasurement of deferred income taxes	(0.14)	0.01	0.07	0.07	(0.10)
Total non-GAAP adjustments	0.08	0.13	0.30	0.08	0.10
Adjusted diluted EPS	\$ 2.49	\$ 3.37	\$ 4.05	\$ 5.75	\$ 7.03
Diluted weighted average common shares outstan	80,638,908	95,009,880	101,299,609	105,846,877	109,002,938

Note: Amounts may not add due to rounding.

	Year Ended December 31,				
	2020	2021	2022	2023	2024
	(in millions)				
<b>Adjusted variable expenses</b>					
Execution, clearing and distribution fees	\$ 293	\$ 236	\$ 324	\$ 386	\$ 447
Bad debt expense	13	3	3	7	15
Variable expenses	306	239	327	393	462
Non-GAAP adjustments					
Bad debt expense	(1)	-	-	(5)	-
Total non-GAAP adjustments	(1)	-	-	(5)	-
Adjusted variable expenses	\$ 305	\$ 239	\$ 327	\$ 388	\$ 462
<b>Adjusted fixed expenses</b>					
Employee compensation and benefits	\$ 325	\$ 399	\$ 454	\$ 527	\$ 574
Occupancy, depreciation and amortization	69	80	90	99	101
Communications	26	33	33	41	39
General and administrative	236	176	165	211	314
Fixed expenses	656	688	742	878	1,029
Non-GAAP adjustments					
Customer compensation expense	(103)	-	-	-	-
Total non-GAAP adjustments	(103)	-	-	-	-
Adjusted fixed expenses	\$ 553	\$ 688	\$ 742	\$ 878	\$ 1,029

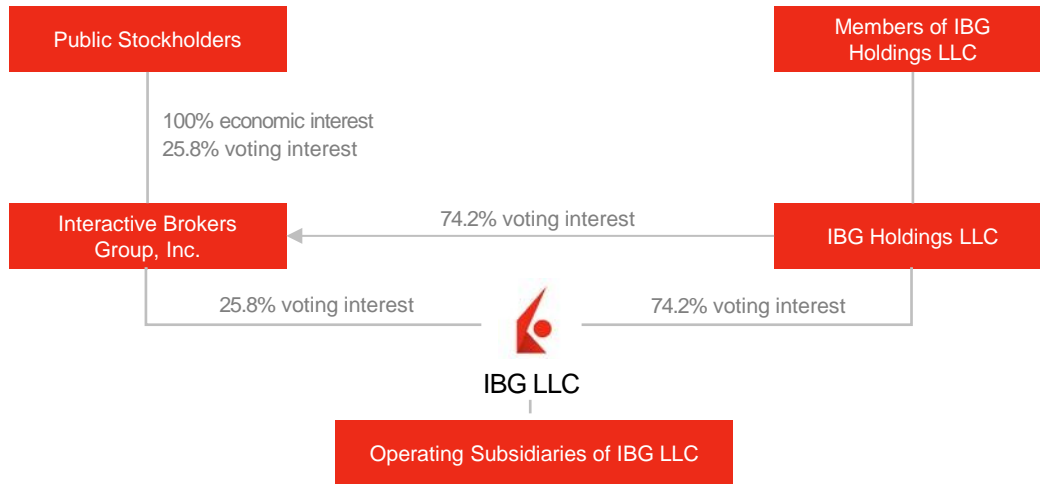
# Non-GAAP Reconciliation



	Quarter Ended																
	4Q20	1Q21	2Q21	3Q21	4Q21	1Q22	2Q22	3Q22	4Q22	1Q23	2Q23	3Q23	4Q23	1Q24	2Q24	3Q24	4Q24
	(in millions)																
<b>Adjusted net revenues</b>																	
Net revenues - GAAP	\$ 599	\$ 893	\$ 754	\$ 464	\$ 603	\$ 645	\$ 656	\$ 790	\$ 976	\$ 1,056	\$ 1,000	\$ 1,145	\$ 1,139	\$ 1,203	\$ 1,230	\$ 1,365	\$ 1,387
Non-GAAP adjustments																	
Currency diversification strategy, net	13	2	9	3	23	18	53	40	(11)	(1)	55	17	9	2	20	(25)	18
Mark-to-market on investments	(33)	(99)	(113)	184	57	29	8	17	(1)	(40)	9	(23)	8	11	40	(13)	10
Remeasurement of TRA liability	3	-	-	(1)	-	-	-	-	(6)	-	-	-	(7)	-	-	-	9
Total non-GAAP adjustments	(17)	(97)	(104)	186	80	47	61	57	(18)	(41)	64	(6)	10	13	60	(38)	37
Adjusted net revenues	<u>\$ 582</u>	<u>\$ 796</u>	<u>\$ 650</u>	<u>\$ 650</u>	<u>\$ 683</u>	<u>\$ 692</u>	<u>\$ 717</u>	<u>\$ 847</u>	<u>\$ 958</u>	<u>\$ 1,015</u>	<u>\$ 1,064</u>	<u>\$ 1,139</u>	<u>\$ 1,149</u>	<u>\$ 1,216</u>	<u>\$ 1,290</u>	<u>\$ 1,327</u>	<u>\$ 1,424</u>
<b>Adjusted income before income taxes</b>																	
Income before income taxes - GAAP	\$ 392	\$ 639	\$ 541	\$ 234	\$ 373	\$ 394	\$ 392	\$ 523	\$ 689	\$ 761	\$ 652	\$ 840	\$ 816	\$ 866	\$ 880	\$ 909	\$ 1,040
Non-GAAP adjustments																	
Currency diversification strategy, net	13	2	9	3	23	18	53	40	(11)	(1)	55	17	9	2	20	(25)	18
Mark-to-market on investments	(33)	(99)	(113)	184	57	29	8	17	(1)	(40)	9	(23)	8	11	40	(13)	10
Remeasurement of TRA liability	3	-	-	(1)	-	-	-	-	(6)	-	-	-	(7)	-	-	-	9
Customer compensation expense	-	-	-	-	-	-	-	-	-	-	-	-	-	-	-	-	-
Bad debt expense	-	-	-	-	-	-	-	-	-	-	-	-	5	-	-	-	-
Total non-GAAP adjustments	(17)	(97)	(104)	186	80	47	61	57	(18)	(41)	64	(6)	15	13	60	(38)	37
Adjusted income before income taxes	<u>\$ 375</u>	<u>\$ 542</u>	<u>\$ 437</u>	<u>\$ 420</u>	<u>\$ 453</u>	<u>\$ 441</u>	<u>\$ 453</u>	<u>\$ 580</u>	<u>\$ 671</u>	<u>\$ 720</u>	<u>\$ 716</u>	<u>\$ 834</u>	<u>\$ 831</u>	<u>\$ 879</u>	<u>\$ 940</u>	<u>\$ 871</u>	<u>\$ 1,077</u>
Pre-tax profit margin	65%	72%	72%	50%	62%	61%	60%	66%	71%	72%	65%	73%	72%	72%	72%	67%	75%
Adjusted pre-tax profit margin	64%	68%	67%	65%	66%	64%	63%	68%	70%	71%	67%	73%	72%	72%	73%	66%	76%
<b>Adjusted diluted EPS</b>																	
Diluted EPS - GAAP	\$ 0.81	\$ 1.16	\$ 1.00	\$ 0.43	\$ 0.67	\$ 0.74	\$ 0.72	\$ 0.97	\$ 1.31	\$ 1.42	\$ 1.20	\$ 1.56	\$ 1.48	\$ 1.61	\$ 1.65	\$ 1.67	\$ 1.99
Non-GAAP adjustments																	
Currency diversification strategy, net	0.03	-	0.02	0.01	0.06	0.04	0.13	0.09	(0.03)	-	0.13	0.04	0.02	-	0.05	(0.06)	0.04
Mark-to-market on investments	(0.08)	(0.24)	(0.27)	0.44	0.13	0.07	0.02	0.04	-	(0.09)	0.02	(0.05)	0.02	0.03	0.09	(0.03)	0.02
Remeasurement of TRA liability	0.04	-	-	(0.01)	-	-	-	-	(0.06)	-	-	-	(0.07)	-	-	-	0.08
Customer compensation expense	-	-	-	-	-	-	-	-	-	-	-	-	-	-	-	-	-
Bad debt expense	-	-	-	-	-	-	-	-	-	-	-	-	0.01	-	-	-	-
Income tax effect of above adjustments	0.01	0.05	0.06	(0.10)	(0.04)	(0.02)	(0.03)	(0.03)	0.01	0.02	(0.03)	0.01	(0.01)	(0.01)	(0.03)	0.02	(0.02)
Remeasurement of deferred income taxes	(0.12)	-	-	0.01	-	-	-	-	0.07	-	-	-	0.07	-	-	-	(0.10)
Total non-GAAP adjustments	(0.12)	(0.19)	(0.19)	0.34	0.15	0.09	0.12	0.11	(0.01)	0.07	0.12	(0.01)	0.04	0.02	0.11	(0.07)	0.04
Adjusted diluted EPS	<u>\$ 0.69</u>	<u>\$ 0.98</u>	<u>\$ 0.82</u>	<u>\$ 0.78</u>	<u>\$ 0.83</u>	<u>\$ 0.82</u>	<u>\$ 0.84</u>	<u>\$ 1.08</u>	<u>\$ 1.30</u>	<u>\$ 1.35</u>	<u>\$ 1.32</u>	<u>\$ 1.55</u>	<u>\$ 1.52</u>	<u>\$ 1.64</u>	<u>\$ 1.76</u>	<u>\$ 1.61</u>	<u>\$ 2.03</u>
Diluted weighted average common shares out	87,772,443	91,766,142	92,199,169	96,989,968	98,980,339	99,224,776	99,695,489	102,555,482	103,656,668	104,042,571	104,463,729	107,011,427	107,811,190	108,149,440	108,626,836	109,536,360	109,683,522

Note: Amounts may not add due to rounding.

# UP-C Corporate Structure



- Interactive Brokers Group, Inc. (IBG, Inc.) is the public company that trades on Nasdaq as IBKR. It approximately owns **25.8%** of the membership interests of IBG LLC
- The remaining **74.2%** are held by management and their affiliates

Dec 2024

## Ownership of IBG LLC Membership Interests

Interactive Brokers Group, Inc. (IBKR)	108.9	25.8%
Noncontrolling interests (IBG Holdings LLC)	313.6	74.2%
<b>Total IBG LLC membership interests</b>	<b>422.6 million</b>	<b>100.0%</b>

- Owners of “membership interests” can exchange them for shares of the public company on a one-for-one basis
- Management and their affiliates have the same voting rights as public company holders and vote in proportion to their ownership. There is no supervoting stock.

Note: Amount may not add due to rounding.

# Equity Capital

*Solid Foundation for Growth and Resilience*



## We use capital to:

\$16.6 B



Equity

Capture Growth Opportunities

- Enter new countries
- Introduce new products
- Support expansion of client base
- M&A

Support Margin Loans

- Customer credits can be used to fund the bulk of our margin loans, then financing and our own capital is utilized for the rest

Guarantee Trades

- Deposits, to guarantee customer trades, are required by securities clearing houses (like DTCC in the US) around the world
- Can be increased immediately during unusually high-volume trading periods

Observe Regulatory Requirements For Reserve Buffer

- Conservative capital management satisfies securities regulations for maintaining liquid asset buffers and to safeguard client money